


# Almost Everything You Need to Know in Order to Raise a Lamb or Goat!



Scan to sign in!



We are FFAMILY!

We work together and help  
each other.

Remind 101  
Goat & Lamb @cflambgoat  
Barn @telg2021

Text the code above to 81010 to join

Goat and Lamb Page :<http://www.cyfair.ffanow.org/default.aspx?ID=66047>

# Barn Nights!!

1st Barn Night will be Monday, 10/9, Time 3:00 - 4:00

We want to see everyone there!

Mrs. Sadler & Mrs. Cox will be at the barn after selection on Thursday and Friday to answer any questions.

# Eligibility to Show

- Student must be passing all classes on **December 21, 2023** in order to show their animal project.
- If student gets assigned to ALC, they are at risk of not being allowed to show their animal.
- Students may not miss more than **2** FFA Meetings or they will no longer be a member in good standing, which means they will be allowed to show.
  - If student has another school event, prior written notice must be given to an Ag. Teacher, so the student may be excused.


# Supplies needed for Goats-

- Water bucket with clip
- Feeder with clips
- Pine shavings medium - large flake only- you will need to clean out pens at least every other week
- Small Rope halter - only use these when washing - **not for walking**
- Goat Neck chain
- Goat blanket - Tail hole - There are 2 types - Cooling and canvas - get BOTH!
- Small Face Brush
- Muzzle - plastic
- Soap/shampoo –
  - This can be any type or soap or shampoo, the cheap stuff will do, it is just for washing before you clip your animal
- Lysol Spray - for railings of pen
- Baby wipes - dollar tree brand will work
- **Feed 4 -5 bags - buy as you go - make sure it is fresh. Look at the paper tag on the bag for production date.**
- Hay – alfalfa, one handful per feeding - this will come in a bale.



# Supplies needed for lambs-

- Water bucket with clip
- Feeder with clips
- Pine shavings medium or large flake
  - You will need to clean out pens at least every other week.
- Rope halter with clip
- Lamb blanket - There are 2 types - Cooling and canvas - get BOTH!
- Muzzle - plastic
- Lamb Brush
- Slicker Brush for lamb boots



- Cheap hair conditioner - human will work
- Empty Spray Bottle
- Soap/shampoo –
  - This can be any type of soap or shampoo, the cheap stuff will do, it is just for washing before you clip your animal
- Lysol Spray - for railings of pen
- Baby wipes - dollar tree brand will work
- **Feed- buy as you go - make sure it is fresh. Look at the paper tag on the bag for production date.**
- Hay – alfalfa, one handful per feeding - this will come in a bale.
- Zip Ties
- Food Scale
- Plastic Baggies for feed
- Drench Gun



# Official Dress

- Official FFA Jacket – order from National FFA.org - Students will be measured at the October FFA Meeting
  - Need to order as soon as you are measured.
- Show Official Dress –
  - Black pants – jeans or dress pants
  - White collared shirt
  - Solid black boots or shoes



# Pen Setup

- When can start setting up my pen?
  - Lamb and Goat will be able to start setting up this weekend.
  - Pen assignments will be sent out Friday through remind.
  - DO NOT PUT DOWN SHAVINGS UNTIL THE DAY YOU SELECT YOUR ANIMAL.
- When will the Ag. Teacher be there to help me?
  - The Ag. Teachers will be at the barn on Thursday, 9/28 at 3PM

# Pen Set Up - Pen size is 6'x6' - Go measure to make sure!

- Bleach and scrub your pen's floor and railings using a mixture of 3 water to 1 bleach solution.
- Hog wire around the sides of your pen (on the inside) so your animal's head will not get stuck.
- **All pens** must have a solid piece of plywood on the back of their pens, facing the parking lot or arena.
- Wood should be 1ft to 2ft high around bottom part of each side of the pen to keep shavings in.
- Hog panel to hang feeder and water bucket on.
- 2-3 Bags of shavings
- Tool box to keep chain(goats) or halter(lamb), feed, brush, soap for bathing.
- Tool box or another item must be above water bucket to cover it from bird droppings.
- Always turn feeder upside down when animal is not eating.








This owner put up plywood all the way around. Goats are social animals so if you choose to do this make sure to leave at least 1 side open so your goat can see other goats/people.



This is a great example of a tool box in the pen to store all of your items safely.



Notice the ledge on the feeder holder which covers the feeder from the birds flying over and defecating on the feeder.

# Barn Rules

- Only the students who are raising an animal at the barn are allowed at the barn.
- For safety reasons, no one should be on site unless accompanied by the student or ag teacher. The badge access pads will only operate using your personal Barn Badge, allowing only the students and ag teachers to open the gates.
- Students who walk over to the barn after school must be picked up or walk back across the street by 4 PM.
  - Permanent late bus passes are available from your Ag. Teachers
- One CFISD Animal per Person
- Barn Hours are from 5:00 AM - 10:00 PM
- Link to the barn rules & link to order another key card  
<https://sites.google.com/cfisd.net/cfisd-lsa/district-barns>

# Barn Rules

## **NEW**

If the student is placed in CFISD Alternative Learning Center (ALC), the animal project must be **removed** from the CFISD AgCenter by the conclusion of the week following placement.

After conclusion of placement, Student may request to return project animal to AgScience Center. Request is subject to review by District CTE.

Students who have had two or more prior infractions or whose infractions involved the treatment of a project animal, are ineligible to return during the school year and the ability to return in subsequent school years will be reviewed by District CTE, but is not guaranteed.

# Feeding instructions for my Goat/Lamb?

## **#1 Rule!! Pick a feed and stick with it!!**

#2 Rule - Weigh your feed ahead of time and bag it up for each feeding.

- You can use a food/kitchen scale to do this.
- Make sure you always have fresh feed - read paper label on feed bag.
- Do not wait and run out of feed then have to replace it with something else.
- Goats and Lambs must be fed every 12 hours/twice daily.
- Goats and Lambs must be given fresh water every 12 hours/twice daily.
- In the morning you will have to wait for them to eat so you can put the muzzle back on them. Animals eating shaving = BLOAT!
- If your animal is muzzled there should NOT be any food left in the feeder!!
- Work with your animal prior to feeding.
  - Work with your animal first then you can give hay/feed afterwards.
- Wait for them to finish eating so you can put the muzzle back on them.



# What do I feed my Goat and Lamb??

## Goat:

- Start off feeding 1 pound of feed per a feeding, for a total of 2 pounds a day.
- If you goat cleans all of its feed, increase to 1.5 pounds of feed per feeding and 3 pounds a day.
- Feed a handful of alfalfa hay twice a day
  - Make sure the alfalfa is fresh and green
- Goats should always have clean water available to them at all times



Purina  
Commotion  
Goat DX30

## Lamb:

- Start off feeding 1.5 pound of feed per a feeding, for a total of 3 pounds a day
- Add water to feed to make it soupy
- Feed a large handful of alfalfa hay twice a day.
  - Make sure the alfalfa hay is fresh and green.
- Lambs should always have clean water available to them at all times



Purina  
Showlamb  
Grower  
18%



# Feed Stores:

Cypress Ace - Jones Rd.\*\*

Tractor Supply 529 - across from Cypress Park High School

Tri-County Feed & Supply - Katy

D & D Feed & Supply - Tomball

# Animal Draw - Oct. 4th, 4pm

- You will need to be at the Telge Exhibit Center by 3:30pm.
- Wear your tan FFA chapter t-shirt and pants. No Shorts.
- This is how the selection order is made.
- If you will NOT be at the draw Mrs. Cox or Mrs. Sadler ASAP so we can come up with a plan for you.
- Numbers will be put into a bucket and then be drawn by each student. The number you receive will be the number in line you select your animal.
- As your name is called you will go up and draw your selection number.
- **You must bring this tag with you to selection.**

# Goat Selection - Thursday, Oct. 5th

- You will need to be at the Telge Exhibit Center by 3:30pm for goats.
- It is highly recommended you use the hired selector by Cy-Fair FFA, they are professionals.
- You will have a 30 minute viewing period to look at all of the goats. You may take pictures and notes during this time. You may bring one person with you into the viewing area during this time.
- After the conclusion of the viewing period they will start calling in 5 numbers at a time. When your number is called you will then go into the selection area, then they tell you when your time starts - you will have 5 mins to select your animal. Your selector will go in with you at this time.

# Lamb Selection - Friday, Oct. 6th

- You will need to be at the Telge Exhibit Center by 3:30pm for goats.
- It is highly recommended you use the hired selector by Cy-Fair FFA, they are professionals.
- You will have a 30 minute viewing period to look at all of the goats. You may take pictures and notes during this time. You may bring one person with you into the viewing area during this time.
- After the conclusion of the viewing period they will start calling in 5 numbers at a time. When your number is called you will then go into the selection area, then they tell you when your time starts - you will have 5 mins to select your animal. Your selector will go in with you at this time.

# What to bring to selection?

- Phone fully charged, with enough space to take and save pictures.
- Notebook/phone to write down ear tag numbers of animals you like
- Rope Halter - you will be carrying the animal.
- A way to get your animal from selection (Exhibit Center) to the barn or house
  - Extra large dog crate will work for all animals.
  - We DO NOT recommend riding with your animal in the back of a truck.
- Wear your tan FFA T-shirt, closed toe shoes and **no shorts.**
- **A way to transport your animal to the barn.**



# After Selection

- Do not give your animal full feeding until 24 hours after you get them.
- Your animal may have the scours/diarrhea, but it should pass in a couple of days. The probiotics we give them will help with this.
- We will be at the barn after selection both Thursday and Friday.
- Do not wash your animal.
- Leave your animal in the pen until Monday barn night.
- Sit in your pen and let your animal get used to you.
- Mrs. Cox & Mrs. Sadler will be at Barn Night Monday, 10/9 time 3pm - 4pm to answer any questions.

# Showmanship Clinics

- A hired professional will come to our barn to demonstrate and assist you with the showing of your lamb or goat.
- **These are highly recommended to attend for those keeping their animal at the district barn.**
- **Our school show is VERY, VERY complete.**
- By attending these clinics you will get a leg up on the competition.
- If you are chosen by the judge to be called back for showmanship, you have a chance to win the showmanship belt buckle for your species.
- **Date and time of Clinics TBA**

# Show Time!

- Progress Shows - Throughout the time you have the project
  - These shows are a must to get the experience you need to show like a pro!
  - These will sent out through remind.
- CFISD Livestock Show
  - Show Dates
    - **Goats** - Thursday, 2/2 @10am - parents must be present for the entirety of the show for animal drug residue testing.
    - **Lambs** - Friday, 2/1 @11am - parents must be present for the entirety of the show for animal drug residue testing.
    - **Sale** - Saturday, 2/3 @9am



# What to do When .....

If your animal stops eating.....Tell Mrs. Cox or Mrs. Sadler

If your animal has diarrhea .....Tell Mrs. Cox or Mrs. Sadler

If you are going out of town and someone else in the barn will be feeding for you.....Tell Mrs. Cox or Mrs. Sadler

If you need a Veterinarian to come out to the barn Mrs. Cox or Mrs. Sadler MUST be present.

When there is a problem, please ask Mrs. Cox or  
Mrs. Sadler first.

# Ag. Teacher Contact: When and How

If you are having an emergency **please text** both Mrs. Cox and Mrs. Sadler with your name and situation.

We will call you as soon as possible. We do not answer unknown numbers.

Heather Cox - 469-474-1814

Roni Sadler - 817-253-0685

**These numbers are to be used for animal emergencies only.**

**Please email all other questions or concerns.**